

iGuideline Licensing Guide

Canadian Child and Spousal Support Calculator



Orsa Software Inc. – Edmonton, Alberta

December 31, 2018

Copyright

Copyright © 2014 - 2019 Orsa Software Inc.

Orsa Software Inc.
11810 Kingsway Avenue NW
Edmonton, Alberta
T5G 0X5
Canada

Tel: 780-934-0105

www.orsasoftware.com
www.iguide.ca

Produced in Canada.

First publication date: October 15, 2018

Current publication date: December 31, 2018

All rights reserved. No part of this publication may be reproduced, distributed, or transmitted in any form or by any means, including photocopying, recording, or other electronic or mechanical methods, without the prior written permission of the publisher, except in the case of brief quotations embodied in critical reviews and certain other non-commercial uses permitted by copyright law.

Licensing Options

Because iGuideline has been designed for use by parents, Lawyers, and other Professionals providing services to parents, a licensing arrangement had to be formulated to meet the needs of these different types of users, and the different needs of specific users within these groups.

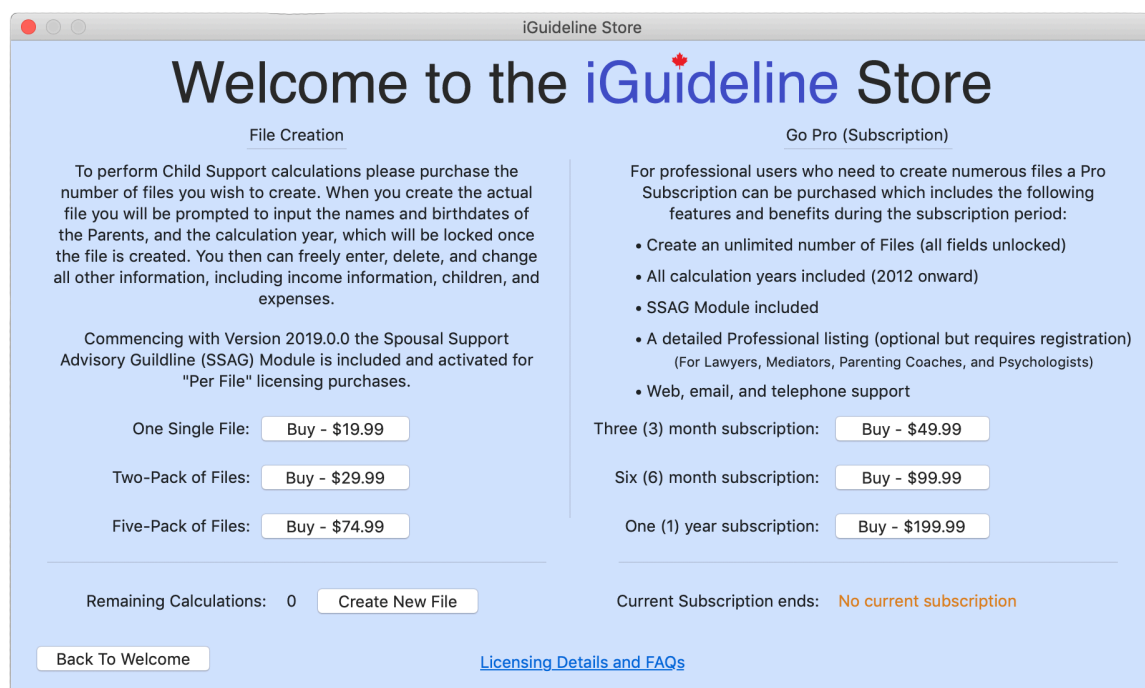
Parents typically have the need to do one child support calculation a year, and possibly a spousal support calculation. Lawyers and other Professionals on the other hand may have numerous calculations of both child and spousal support to do over the course of any given year. The number of calculations a Lawyer or other Professional has to perform over the course of a year depends, of course, on the amount of work they do in the area of child and spousal support.

Dual Licensing (Per File & Subscription)

To meet the specific needs of parents, Lawyers, and other Professionals, and to make iGuideline available at an affordable price to parents, iGuideline can be licensed in the following two different ways:

- on a “per file” basis, and
- on a Subscription basis.

All licensing occurs by making In-App purchases through the iGuideline Store Window which can be shown by choosing the **Window->Show iGuideline Window** Menu item, or by clicking on the **iGuideline Store** button in the Welcome Window.



Payment processing occurs through **Apple Inc.'s** secure App Store, which is embedded in the iGuideline Store Window, using the person's Apple ID and

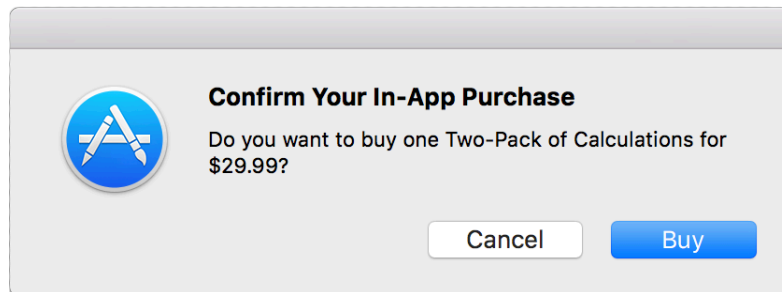
either the credit card (information processed through **Apple Inc.**) or any credit balances the person may have on their Apple ID (i.e. from Gift Cards, etc.)

Per File License

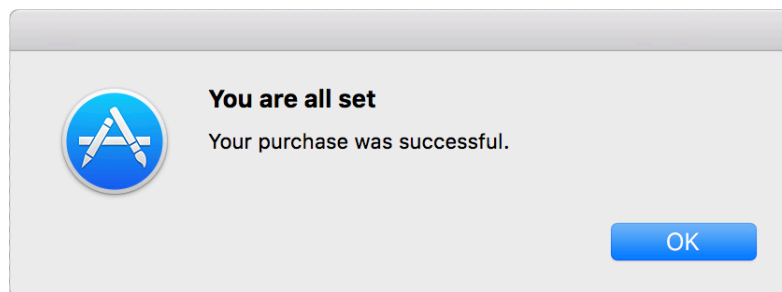
This method of licensing is primarily designed for parents who only have to do one calculation per year, but can also be used by Lawyers and other Professionals who only have a limited number of calculations to perform over the course of a year.

Utilizing this licensing method users can purchase the number of “files” they require (specific to a set of parents and a calculation year) by choosing one of the “per file” options in the iGuideline Store Window (i.e. One Single File: , Two-Pack of Files: , or Five-Pack of Files:).

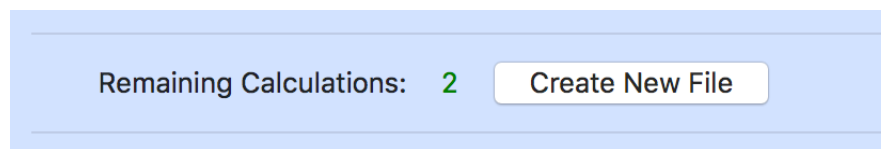
When a user chooses the **Buy** button for the number of “files” they wish to purchase they are presented with a Dialog Window which asks them to confirm their purchase:



Once the user clicks the **Buy** button in this Dialog the purchase is processed by **Apple Inc.** and when the transaction is complete a further Dialog Window is presented which notifies the user that the purchase is complete:



The number of files the user purchased is also added to the “Remaining Calculations:” count which is shown in the iGuideline Store Window:



The number is also shown in the Welcome Window:

Create New File Purchased Files remaining: 2	Create a new file Start doing your own child support calculation
--	--

When the user chooses to create a new file the Create New File Window displays where the user enters the parents' names and dates of birth, and the calculation year.

Create New File - Parent & Calculation Year Information

Please enter the names and birth dates of the Parents, and calculation year:

Parent 1

First Name: <Enter First Name>

Last Name: <Enter Last Name>

Date of Birth: 1993- 10-06

Age: 25

(Age must be 15 or older)

Parent 2

First Name: <Enter First Name>

Last Name: <Enter Last Name>

Date of Birth: 1993- 10-06

Age: 25

(Age must be 15 or older)

Calculation Year

Calculation Year: 2018

Please ensure that the information you enter above is correct because once the new file is created you will not be able to make changes to the Parents' names or dates of birth, or to the calculation year. These values will be permanently set for the file.

(Text fields must not be empty)

Cancel

Continue

After the required information is entered the user clicks the **Continue** button and is presented with a different Window which allows the user to save the file in the location of their choice. Once the file is saved the Remaining Files number is reduced by one.

By default the newly created file is opened up and the user can proceed to enter all of the information related to that file (i.e. the parents' income, the children, expenses, etc.)

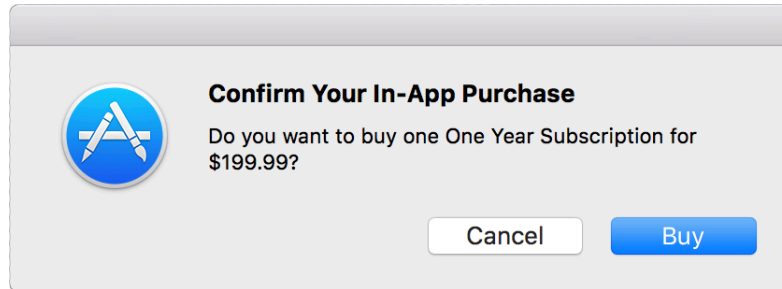
Starting with the release of Version 2019.0.0 the SSAG Module is also included and activated for files created with a "per file" license.

Subscription License

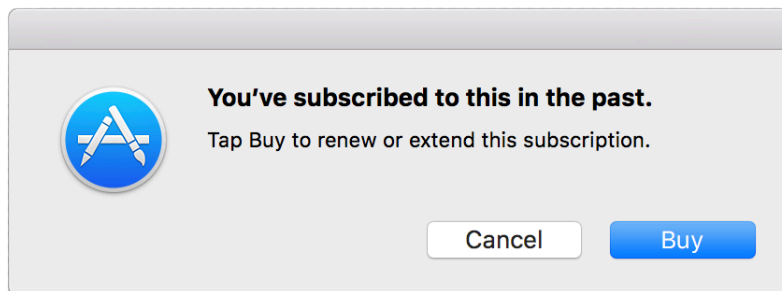
This method of licensing is primarily designed for Lawyers and other Professionals who have numerous calculations to perform over the course of a year.

Utilizing this licensing method users can purchase a Three (3) Month, Six (6) Month, or One (1) Year Subscription which allows the user to create an unlimited number of files during the subscription period. The SSAG Module is also included during the period of the subscription.

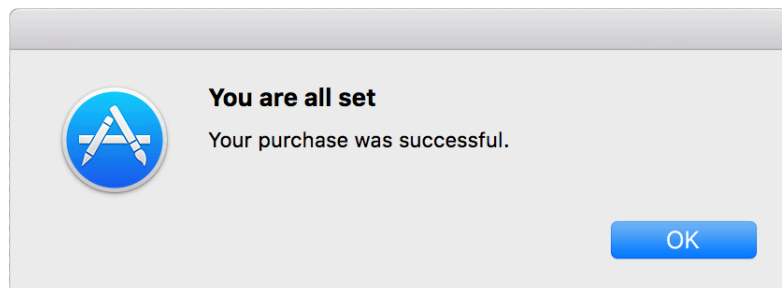
When a user chooses the “One (1) year subscription:” **Buy** button they are presented with a Dialog Window which asks them to confirm their purchase:



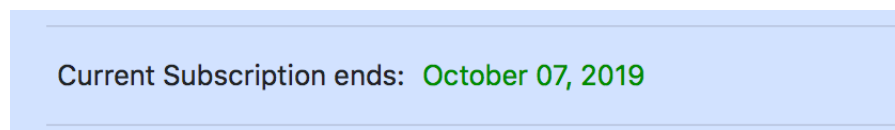
Once the user clicks the **Buy** button, and if they have previously purchased a Subscription, a further Dialog Window is presented which notifies the user that they are about to buy, renew, or extend their Subscription:



Once the user clicks the **Buy** button in this Dialog Window the purchase is processed by Apple Inc. and when the transaction is complete a further Dialog Window is presented which notifies the user that the subscription purchase is complete:



Once the subscription purchase is complete the full functionality of iGuideline is unlocked for the period of the subscription (or the subscription period is extended for the additional period purchased) and the end date of the subscription is shown in the iGuideline Store Window:



With the subscription activated users can create and save an unlimited number of files with all fields unlocked, including the parent names and dates of birth. The calculation year for the files can also be changed at any time.

Other Licensing Details

License Valid on Five (5) Computers

iGuideline can be downloaded from the App Store for free and installed on up to five (5) computers connected to the user's Apple ID.

When "files" are purchased using Per File Licensing new files can be created, saved, and edited on all of the user's computers.

Similarly, when a subscription is purchased the subscription is activated on all of the users' computers connected with the user's Apple ID, and the user is able to create and save an unlimited number of files on all of the user's computers.

Free Updates

All updates are free, on an ongoing basis. This includes periodic updates for changes to tax laws and rates, as well as updates which provide feature enhancements.

Updating iGuideline is easily done, with the click of a button, using the App Store Application on your Mac.

File Access After Subscription Expiry

When a user's subscription expires the user will have files that they created during the subscription period that they may still need to access. iGuideline allows the user to continue to access their files after their subscription ends. The only limitation is that the names and dates of birth for the parents, and the calculation year are locked on those files (similar to files created with a "per file" license). All other information in the files may be changed, including changing income information and the addition or deletion of children and expenses.

Revision History

October 15, 2018

- Initial publication.

December 31, 2018

- Guide updated to reflect the changes in the licensing, effective for Version 2019.0.0, where the SSAG Module is now included and activated for files created with a "per file" license.

Last Edited: December 31, 2018